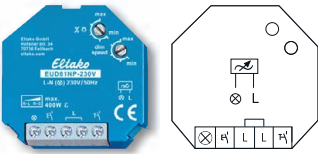


UNIVERSAL DIMMER SWITCH EUD61NP-230V WITHOUT N CONNECTION

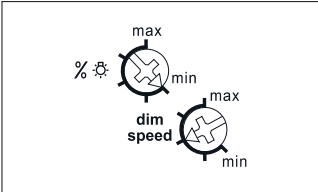


EUD61NP-230V



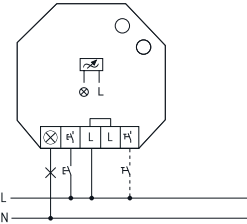
Without N connection, POWER MOSFET up to 400 W. Standby loss 0.5 watt only. With control inputs for pushbutton light switches and light switches. With adjustable minimum brightness and dimming speed.

Function rotary switches

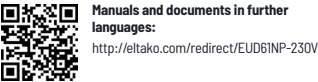


Standard setting ex works.

Typical connection



Control by pushbutton switches or light switches.



Manuals and documents in further languages:
<http://eltako.com/redirect/EUD61NP-230V>

Built-in device for installation. 45 mm long, 45 mm wide, 18 mm deep.

Universal dimmer switch for R, L and C loads up to 400 watt, depending on ventilation conditions. Automatic detection of load R+L or R+C.

Not compatible with 230 V LED and energy saving lamps, please use the EUD61NPL or the dimmer with N connection: EUD61NPN.

Zero passage switching with soft start and soft OFF to protect lamps.

Control voltage 230 V. Min. load 20 W.

Short-time control commands switch on/off, permanent control varies the brightness up to the maximum level. A short interruption of control changes the direction of dimming.

The brightness level is stored after switching off.

In case of a power failure the switching position and the brightness level are stored.

If applicable the dimmer will be switched on at the stored brightness level after the supply voltage is recovered.

Automatic electronic overload protection and over-temperature switch-off.

The minimum brightness level (completely dimmed down) can be adjusted **with the upper rotary switch** %⚙️.

The dimming speed can be adjusted **with the lower dimming speed rotary switch**. Simultaneously the soft on and soft off period is changed.

If light switches cannot be replaced by pushbutton light switches, there is a separate control input for light switches. If the switch is opened briefly after closing, the light is dimmed until the next time it is opened again briefly. The dimming direction changes automatically at both peaks. The dimming direction can also be changed by opening the switch briefly twice.

Switching operation for children's rooms (only if controlled by pushbutton light switch): If the light is switched on by holding down the pushbutton, it starts at the lowest brightness level after approx. 1 second and dims up slowly as long as the pushbutton is held down without modifying the last stored brightness level.

Snooze function (only if controlled by pushbutton light switch): With a double impulse the lighting is dimmed down from the current dimming position to the minimum brightness level and switched off. The current dimming position as well as the adjustable minimum brightness level determine the dimming time (max. = 60 minutes) which can be reduced as required. It can be switched off at any time by short-time control commands during the lighting is dimmed down. Holding down the pushbutton during the dimming down process dims up and stops the snooze function.

Without N connection, therefore suitable for mounting directly behind the pushbutton light switch or light switch, even if no N wire is available.

Mixing of L loads (inductive loads, e.g. wound transformers) and C loads (capacitive loads, e.g. electronic transformers) is not permitted. R loads (ohmic loads, e.g. 230 V incandescent lamps and halogen lamps) may be added anytime.

Technical data page 9-20.

EUD61NP-230V	Universal dimmer switch, Power MOSFET up to 400 W	Art. No. 61100830	71,20 €/pc.
---------------------	---	--------------------------	--------------------